


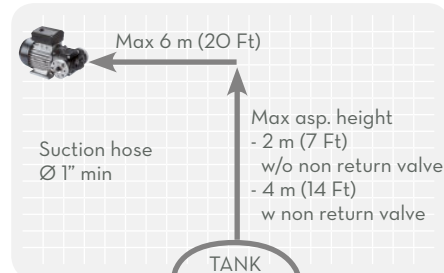
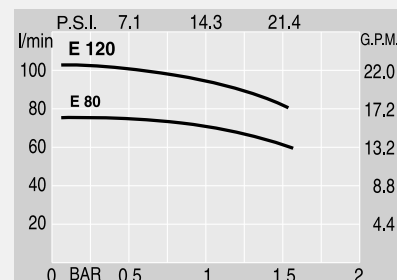
Flow-rate

up to
100 l/min
(up to 26 gpm)

PIUSI
®



E 80 / E 120



FEATURES

Vane rotors



Flanged connection



PRODUCTS' RANGE TECHNICAL DATA

Code	Description	Fluids	Flow-rate		Voltage				rpm	Inlet Outlet	Flange connection	Bypass valve	Inlet filter
		type	l/min	gpm	Singlephase motor V./Hz	Threephase motor V./Hz	Power Watt	Amp. max.		BSP			
E 80													
000305000	E 80 M	D	70	18	230/50	-	500	3,5	1400	1"	YES	YES	NO
000307000	E 80 T	D	70	18	-	400/50	550	1,6	1450	1"	YES	YES	NO
E 120													
000326000	E 120 M	D	100	26	230/50	-	750	5,7	1450	1"	YES	YES	NO
000312000	E 120 T	D	100	26	-	400/50	750	2,2	1450	1"	YES	YES	NO

Upon request it is available with different voltage and frequency